



SHIPWRECK SNAPSHOT




There are around 6,000 shipwrecks around the coastline of Australia but less than half have been investigated?

Let's take a close-up look at some of the most fascinating shipwrecks around our country!


Not all shipwrecks are from the age of sailing ships – some are quite modern, and shipwrecks still happen today. In this exhibition we will see ships from the 1600s all the way through to the 1970s. Some are from the age of exploration, some are from World War I or World War II, some are immigration ships and some are cargo or trade ships, but all of them have one thing in common – they sank! The interesting things is how and why they sank, what was left behind and the stories of the people who were there.

As you move around the exhibition you will see 9 banners that tell 14 different shipwreck stories. Complete the **Fascinating Fact Challenge** on all of them then choose your favourite story and create your **Shipwreck Snapshot**.


You don't have to go in order – move around the exhibition any way you like. You can even work in pairs or small groups. When you get home, compare stories with your friends or classmates!



A diver on the site of the *Degei* wreck
Photo Axel Stenross Maritime



Some of the crew on AE2
ANMM Collection



A medal to commemorate *Cataraqui*
(Photo Luke Agati)

FASCINATING FACT CHALLENGE



Hunt for each fascinating fact and write the answer in the box.

Some have clues to help you get started!



DEGEI
1974

What two natural features pushed the ship off-course?

W and T



SS ADMELLA
1859

How long did people cling to the deck, hoping to survive?



CATARAQUI
1845

One of our worst maritime disasters.
How many died?



SANYO MARU
1937

This ship was here looking for pearls.
Where was it from?



PS WAGGA WAGGA
1918

What does PS stand for in the ship name?



SAMUEL WRIGHT
1840

This wreck-site is different to all the others because it is now on...



THE FOAM
1893

What hidden natural feature caused this shipwreck?



BATAVIA
1629

Some survivors used violence to take over from the Officers.
This is called a ...



SYDNEY COVE
1797

The Captain crashed this ship on purpose.
True or False?



**LAKE ILLAWARRA
1975**

This ship crashed into what built feature in Tasmania?



**SOVEREIGN
1847**

Some survivors were hung upside down from a tree!

This drained water from their...



**WOLLONGBAR II
1943**

This food was cargo and floated ashore when the ship sank.



**CITY OF RAYVILLE
1940**

What wartime weapon sank this ship?

Sea of Marmara

**AE2
1914**

This was an Australian submarine but it sank in which country?



HOW TO MAKE YOUR SHIPWRECK SNAPSHOT

1. Choose a shipwreck story and fill out the data card and Snapshot File Sheet
2. For the Shipwreck Story card use topics like these or make up your own:
What was the ship's main job? Why was it there? What happened? Who died/survived?
How do we know about the wreck? What was left behind?
3. Take a photo that you think captures the story. When you get home print it and glue it in the photo frame. OR scan your Snapshot File Sheet and insert your image digitally
4. Write a caption in the white area of the frame
5. Do some more research on your story and some of the people involved and write a story, make digital presentation or create a video based on your findings

SHIPWRECK SNAPSHOT

NAME OF VESSEL:


TYPE OF VESSEL:

YEAR WRECKED:

HOW WRECKED:

WHERE WRECKED:

DISCOVERY DATE:



Shipwreck Story

I chose this story because

What else I would like to know

If I was writing a book or making a movie on this story I would call it:

File created by:

Date:

