

NANCY BIRD
WALTON'S

LEVEL 1 PAPER PLANE


START!

1

TAKE A
SHEET
OF
PAPER


2

FOLD IN
HALF
THEN UNFOLD




3

FOLD TOP
CORNERS
INTO CENTRE




4

FOLD IN
HALF
AGAIN




5

FOLD
WINGS DOWN
ON BOTH SIDES



6

UNFOLD
WINGS



7



READY
FOR
TAKE
OFF

NANCY BIRD
WALTON'S

LEVEL 2 PAPER PLANE



START!

1 TAKE A SHEET OF PAPER

2 FOLD IN HALF THEN UNFOLD

3 FOLD TOP CORNERS INTO CENTRE

4 FOLD EDGES INTO CENTRE

5

6 FOLD IN HALF

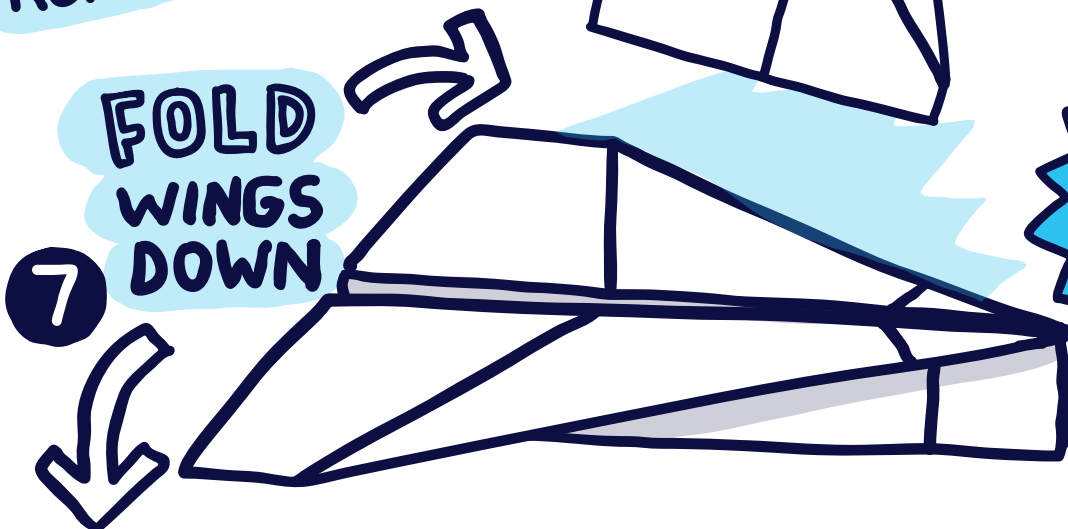


7 FOLD WINGS DOWN ON BOTH SIDES

BLAST OFF!

NANCY BIRD
WALTON'S

LEVEL 3 PAPER PLANE


START!



READY FOR
TAKE
OFF

NANCY BIRD
WALTON'S


LEVEL 4 PAPER PLANE



START!


1 TAKE A SHEET OF PAPER

2 FOLD IN HALF




FOLD TOP CORNERS DOWN TO CENTRE

3



4 FOLD THE NEW CORNERS DOWN TO CENTRE

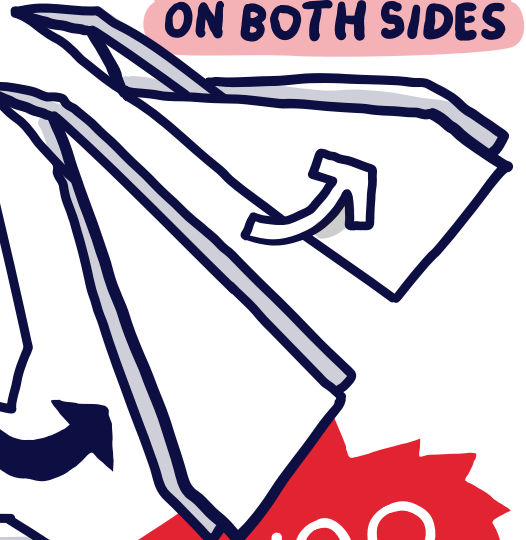


FOLD DOWN BOTH SIDES


5



6 FOLD UP ALONG THE BASE ON BOTH SIDES

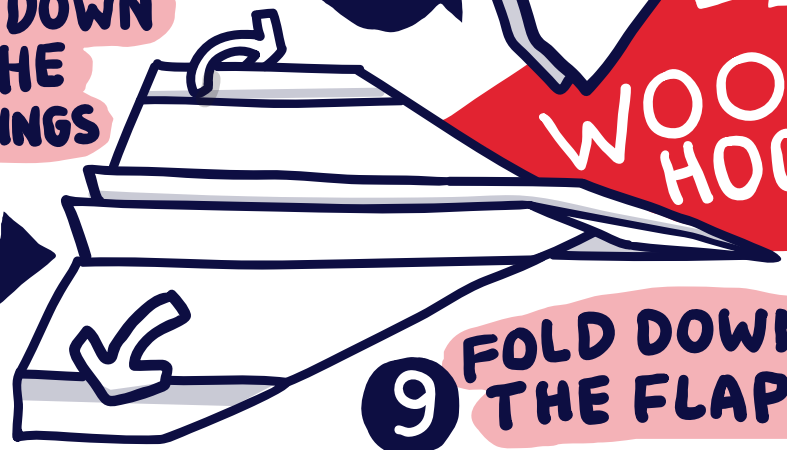


7 FOLD DOWN THE NOSE



FOLD DOWN THE WINGS

8



9 FOLD DOWN THE FLAPS

WOO HOO!